

## Gladstone's 2007-08 Student Survey

### Results Overview



Date: 6/14/2008 5:20 AM PST  
 Responses: Completes  
 Filter: No filter applied

#### 1. What grade are you in right now?

3		84	35%
4		83	35%
5		72	30%

#### 2. I feel I can talk with

Top number is the count of respondents selecting the option. Bottom % is percent of the total respondents selecting the option.	Strongly agree	Agree	Somewhat agree	Disagree	Strongly disagree
Ms. Shapiro	116 49%	77 33%	28 12%	8 3%	7 3%
My teacher(s) this year	117 50%	82 35%	22 9%	11 5%	4 2%
Other teachers	43 18%	77 33%	90 38%	14 6%	12 5%
The office staff	48 20%	69 29%	71 30%	34 14%	13 6%
Ms. Janine	115 49%	79 33%	32 14%	3 1%	7 3%
My parents	192 80%	28 12%	7 3%	6 3%	6 3%

#### 3. How much average time do you spend doing homework each night (not including reading time)?

0-30 minutes		131	55%
31-60 minutes		70	30%
61-90 minutes		10	4%
91 minutes or more		6	3%
Other, please specify		20	8%
Total		237	100%

#### 4. How often do you read by yourself at home for 15-20 minutes or more?

		78	33%
--	--	----	-----

Every day			
Five days a week		74	31%
Four days a week		21	9%
Two or three a week		29	12%
Once a week		20	8%
Other, please specify		14	6%
Total		236	100%

**5.** On average, the amount of homework I get is

Too Little		11	5%
A reasonable amount		192	80%
Too much		38	16%
Total		241	100%





**6.** How would you rate your parents' general comfort level in helping you with your homework?

Very comfortable		114	48%
Most of the time comfortable		92	39%
More often uncomfortable		16	7%
They'd rather go to the dentist		3	1%
Other, please specify		13	5%
Total		238	100%




**7.** I feel safe at Gladstone Elementary.

Strongly agree		143	60%
Agree		59	25%
Don't know		33	14%
Disagree		4	2%
Strongly Disagree		1	0%
Total		240	100%








**8.** Have you been bullied at school?

Yes, at least once a week		30	12%
Yes, but not very often		70	29%
Not sure		32	13%
No		108	45%
Total		240	100%






**9.** If you have been bullied, did you ask an adult for help?

Yes		90	43%
No		68	33%
Other, please specify		51	24%
Total		209	100%

**11.** If someone bothers you at school, how should you handle it? (check all that apply)





Take care of it myself		81	34%
Talk to my teacher		119	49%
Talk to the office		33	14%
Talk to Ms. Shapiro		116	48%
Talk to my parent(s)		124	51%
Nothing		7	3%
Other, please specify		20	8%

**12.** How prepared were you for the State STAR tests?






Very well prepared		97	41%
Prepared		92	38%
Somewhat prepared		24	10%
Kind of prepared		21	9%
Not prepared		5	2%
Total		239	100%

**13.** How well did the the STAR test review books help you prepare for the State STAR tests?




Very helpful		106	44%
--------------	---	-----	-----

Kind of helpful		80	33%
A little helpful		37	15%
Not really helpful		10	4%
What books		6	3%
Total		239	100%





**14.** Was Study Island helpful in preparing you for the State STAR tests?

Yes, I used it at home and school and liked it		86	36%
Yes, I used it at home and school and it was okay		47	20%
Somewhat, I used it a little		49	21%
I couldn't access the program at home		26	11%
No, I didn't use it		30	13%
Total		238	100%



**15.** Are you allowed on the computer at home





Yes		218	91%
No		16	7%
We don't have a computer at home		6	2%
Total		240	100%

**16.** How frequently do you look at the Gladstone Website?

Daily		15	6%
Weekly		17	7%
Once in a while		118	49%
Never		90	38%
Total		240	100%

**17.** What things would you like to find on the Gladstone Website?

Event pictures		85	36%
Homework assignments		94	39%

Links to other web sites to help you learn		66	28%
Review questions for tests		71	30%
Notes from class lessons the teacher presents		59	25%
Other, please specify		29	12%

**18.** On a scale of 1 to 5 how would you rate your feelings about each of the following

Top number is the count of respondents selecting the option. Bottom % is percent of the total respondents selecting the option.	1--Bad	2--Not so good	3--Okay	4--Really good	5--The best
The effort you put into your school work?	1 0%	7 3%	52 22%	74 31%	106 44%
Having friends at school.	4 2%	6 3%	15 6%	47 20%	167 70%
The help you get from adults at school.	5 2%	13 6%	41 17%	92 39%	85 36%
Overall, how good was your year this year?	5 2%	6 3%	40 17%	68 29%	115 49%

[Products & Services](#) | [About Us](#) | [Support/Help](#) | [Zoomerang Forums](#)

© 2008 Copyright MarketTools Inc. All Rights Reserved. | [Privacy Policy](#) | [Terms Of Use](#)