

## 2008-2009 Parent Feedback Survey--Gladstone Elementary

### Results Overview



Date: 6/1/2009 8:27 PM PST  
 Responses: Completes | Partial  
 Filter: No filter applied

#### 1. I have a student(s) in grade(s). (Check each grade for each sibling)




Pre-school		5	3%
Kindergarten		37	19%
1		46	23%
2		28	14%
3		54	28%
4		51	26%
5		44	22%

#### 2. To what extent do you feel you receive effective overall communication from Gladstone?

Excellent		94	47%
Very Good		78	39%
Good		19	10%
Fair		7	4%
Poor		0	0%
Total		198	100%

#### 3. What means of communication are most effective for you to receive information about things happening at school? (Check top 3 choices)

Personal phone calls		55	28%
Email		167	84%
PTA monthly newsletter		49	25%
Gladstone web site		33	17%
School marquee		13	7%
Your child		42	21%
Teacher contact		79	40%
Teacher Web site		23	12%
WebGrader		24	12%
		88	44%

Notes/flyers home			
Teleparent phone calls		56	28%
Other, please specify		4	2%

**4.** I feel I have easy access to communicate with


Top number is the count of respondents selecting the option. Bottom % is percent of the total respondents selecting the option.	Strongly agree	Agree	Somewhat agree	Disagree	Strongly disagree
The Gladstone principal	113 58%	65 33%	11 6%	4 2%	2 1%
My child's teacher (s)	159 80%	31 16%	7 4%	0 0%	1 1%
The office staff	122 62%	64 32%	11 6%	0 0%	0 0%
The health clerk	119 61%	62 32%	12 6%	0 0%	1 1%
Other Gladstone parents	56 29%	85 44%	38 20%	10 5%	3 2%

**5.** If I do have questions or concerns, I feel they are clearly addressed by

Top number is the count of respondents selecting the option. Bottom % is percent of the total respondents selecting the option.	Strongly agree	Agree	Somewhat agree	Disagree	Strongly disagree
The Gladstone principal	114 60%	53 28%	16 8%	3 2%	4 2%
My child's teacher (s)	148 76%	41 21%	7 4%	0 0%	0 0%
The office staff	91 48%	79 42%	15 8%	3 2%	0 0%
The health clerk	100 54%	66 36%	16 9%	1 1%	1 1%
Other parents from the school	49 27%	72 39%	46 25%	9 5%	8 4%

**6.** About how much time does your child spend doing homework each night?






0-30 minutes		47	24%
31-60 minutes		89	46%
61-90 minutes		46	24%
91 minutes or more		10	5%

Other, please specify		3	2%
Total		195	100%







**7.** Generally, the amount of homework for each of my children is (answer for each of your child(ren)'s grade level)

Top number is the count of respondents selecting the option. Bottom % is percent of the total respondents selecting the option.	Too little	A reasonable amount	Too much
Kinder	5 11%	37 84%	2 5%
1st Grade	3 6%	49 92%	1 2%
2nd Grade	5 15%	26 76%	3 9%
3rd Grade	1 2%	48 91%	4 8%
4th Grade	1 2%	41 79%	10 19%
5th Grade	2 5%	34 77%	8 18%

**8.** How would you rate your general comfort level in helping your children with their homework?







Very comfortable		103	53%
Most of the time comfortable		73	38%
More often uncomfortable		7	4%
My child does their own homework without my help		5	3%
Other, please specify		6	3%
Total		194	100%

**9.** How often does your student(s) read with you or read independently at home for 15-20 minutes or more?












One day a week		3	2%
Two or three days a week		20	10%
Four days a week		42	21%
Five days a week		64	33%
Every day		63	32%
Other, please specify		4	2%

Total	196	100%
-------	-----	------

**10.** Which of the following statements best describe your feelings about the parent nights focusing on reading? (Check all that apply)




I attended and found it worthwhile for me to help my child improve their reading skills		61	31%
I attended and found it interesting but not much help		11	6%
I wanted to attend but had a schedule conflict and couldn't attend		69	35%
I would be interested in attending additional parent workshops about reading		20	10%
I had no interest in attending		41	21%
Other, please specify		13	7%

**11.** Which workshop topics would you be interested in attending? (Check all that apply)






WebGrader to access student grades		32	18%
Helping my child with homework		58	32%
Helping my child with math		51	28%
Helping my child with reading		48	27%
Strategies for handling discipline		61	34%
Internet safety		39	22%
Nutrition		26	15%
Helping my child with testing strategies		62	35%
Stress management		52	29%
Preparing for middle school		67	37%
Recognizing signs of trouble in your child's behavior		52	29%

Helping kids stay safe in neighborhoods		45	25%
Other, please specify		13	7%






**12.** How familiar are you with the State Content Standards for your child's grade level (Language Arts, Math, Science, Social Studies)?

Very familiar		39	20%
Somewhat familiar		126	64%
Not familiar		31	16%
Total		196	100%






**13.** I feel my child is safe at Gladstone Elementary.

Strongly agree		92	47%
Agree		86	44%
Don't know		12	6%
Disagree		5	3%
Strongly Disagree		1	1%
Total		196	100%






**14.** I feel student discipline and behavior expectations are being handled well at the school.

Strongly agree		78	40%
Agree		94	48%
Don't know		13	7%
Disagree		8	4%
Strongly disagree		3	2%
Total		196	100%





**15.** I feel that Gladstone staff and teachers nurture the emotional needs of my child.

Strongly agree		76	39%
Agree		91	46%
Somewhat agree		26	13%
Disagree		2	1%
Strongly disagree		1	1%
Total		196	100%






**16.** Which of the following best describes your feelings about the Gladstone campus? (Check one)

Leave the school grounds as they are and monitor visitors		83	43%
Build a fence across the front of the school		5	3%
Build a fence dividing the park and playground		61	31%
Build a fence around the school		38	20%
Other, please specify		7	4%
Total		194	100%





**17.** I am comfortable with how money raised from fund raising activities is spent at the school.

Strongly agree		63	32%
Agree		90	46%
Don't Know		40	21%
Disagree		2	1%
Strongly disagree		0	0%
Total		195	100%

**18.** I feel my child receives a well-rounded, solid academic education at Gladstone






Strongly agree		108	56%
Agree		76	39%
Not sure		5	3%
Disagree		2	1%
Strongly disagree		0	0%
Other, please specify		3	2%
Total		194	100%

**19.** How frequently do you check information on the Gladstone Website?

Daily		13	7%
Weekly		55	28%
Once in a while		109	56%
Never		17	9%

Total	194	100%
-------	-----	------

**21.** How frequently do you check your email?

Continual access throughout the day		93	48%
3-5 times a day		19	10%
1-2 times a day		53	27%
Hit and miss days		29	15%
I don't use email		1	1%
Total		195	100%

[Products & Services](#) | [About Us](#) | [Support/Help](#) | [Zoomerang Forums](#)

© 2009 Copyright MarketTools Inc. All Rights Reserved. | [Privacy Policy](#) | [Terms Of Use](#)