

Gladstone's 2007-08 Parent Survey

Results Overview



Date: 6/11/2008 6:49 AM PST
 Responses: Completes
 Filter: No filter applied

1. I have a student(s) in grade(s). (Check each grade for each sibling)







| | | | |
|--------------|--|----|-----|
| Pre-school | | 6 | 3% |
| Kindergarten | | 54 | 25% |
| 1 | | 35 | 16% |
| 2 | | 49 | 23% |
| 3 | | 54 | 25% |
| 4 | | 59 | 27% |
| 5 | | 40 | 19% |

2. To what extent do you feel you receive effective overall communication from Gladstone?

| | | | |
|-----------|--|-----|------|
| Excellent | | 83 | 39% |
| Very Good | | 86 | 40% |
| Good | | 34 | 16% |
| Fair | | 10 | 5% |
| Poor | | 1 | 0% |
| Total | | 214 | 100% |

3. What means of communication are most effective for you to receive information about things happening at school? (Check all that apply)

| | | | |
|--------------------------|--|-----|-----|
| Personal phone calls | | 105 | 49% |
| Email | | 154 | 72% |
| PTA monthly newsletter | | 99 | 46% |
| Gladstone web site | | 62 | 29% |
| School marquee | | 31 | 14% |
| Your child | | 99 | 46% |
| Teacher contact | | 123 | 57% |
| Parent word of mouth | | 17 | 8% |
| Bonita district web site | | 11 | 5% |

| | | | |
|------------------------------|---|-----|-----|
| WebGrader |  | 45 | 21% |
| Notes/flyers home |  | 134 | 62% |
| Teleparent phone calls |  | 67 | 31% |
| Text messaging |  | 11 | 5% |
| Dismissal time conversations |  | 11 | 5% |
| Other, please specify |  | 5 | 2% |

4. If I have questions or concerns, I feel they are clearly addressed by














| Top number is the count of respondents selecting the option. Bottom % is percent of the total respondents selecting the option. | Strongly agree | Agree | Somewhat agree | Disagree | Stongly Disagree |
|---|----------------|-----------|----------------|----------|------------------|
| The Gladstone principal | 95 47% | 65 32% | 27 13% | 3 1% | 11 5% |
| My child's teacher (s) | 135 63% | 55 26% | 9 4% | 5 2% | 9 4% |
| The office staff | 83 42% | 71 36% | 32 16% | 6 3% | 7 4% |
| The health clerk | 92 47% | 64 33% | 26 13% | 6 3% | 7 4% |
| Other parents from the school | 41 22% | 63 33% | 55 29% | 16 8% | 15 8% |

5. I feel I have easy access to communicate with






| Top number is the count of respondents selecting the option. Bottom % is percent of the total respondents selecting the option. | Strongly agree | Agree | Somewhat agree | Disagree | Strongly disagree |
|---|----------------|-----------|----------------|----------|-------------------|
| The Gladstone principal | 99 48% | 69 34% | 22 11% | 8 4% | 7 3% |
| My child's teacher (s) | 152 71% | 38 18% | 14 7% | 4 2% | 6 3% |
| The office staff | 107 54% | 72 36% | 11 6% | 4 2% | 5 3% |
| The health clerk | 112 57% | 56 29% | 18 9% | 4 2% | 5 3% |
| Other Gladstone parents | 62 32% | 66 34% | 34 18% | 17 9% | 13 7% |

6. Which statement(s) best describes your involvement at Gladstone? (Check all that apply)







| | | | |
|--|--|--|--|
| | | | |
|--|--|--|--|

| | | | |
|--|---|-----|-----|
| I monitor my child's academic progress making sure they do what is expected in class |  | 198 | 93% |
| I volunteer in the classroom |  | 69 | 32% |
| I am a member of PTA each year |  | 98 | 46% |
| I attend events and activities |  | 169 | 79% |
| I attend family nights (Sock hop; ice cream social, etc.) |  | 124 | 58% |
| I volunteer to help around the school wherever needed |  | 65 | 30% |
| I attend parent conferences |  | 179 | 84% |
| I attend parent workshops (e.g., nutrition, safety, etc.) |  | 20 | 9% |
| I am active in PTA |  | 24 | 11% |
| I lead activities/programs at the school |  | 16 | 7% |
| I support fund raisers sponsored by the school |  | 153 | 71% |
| I like to help where I can, but do not want to be the leader of something |  | 90 | 42% |
| Other or special talent I can share, specify |  | 4 | 2% |

7. How much average time does your child spend doing homework each night?

| | | | |
|-----------------------|---|-----|------|
| 0-30 minutes |  | 42 | 20% |
| 31-60 minutes |  | 108 | 50% |
| 61-90 minutes |  | 47 | 22% |
| 91 minutes or more |  | 12 | 6% |
| Other, please specify |  | 6 | 3% |
| Total | | 215 | 100% |





8. How often does your student(s) read with you or read independently at home for 15-20 minutes or more?

| | | | |
|-----------------------|---|-----|------|
| Every day |  | 104 | 48% |
| Five days a week |  | 54 | 25% |
| Four days a week |  | 23 | 11% |
| Two or three a week |  | 24 | 11% |
| Once a week |  | 4 | 2% |
| Other, please specify |  | 6 | 3% |
| Total | | 215 | 100% |

9. On average, the amount of homework for each of my children is (answer for each of your child(ren)'s grade level)





| Top number is the count of respondents selecting the option. Bottom % is percent of the total respondents selecting the option. | Too little | A reasonable amount | Too much |
|---|------------|---------------------|-----------|
| Kinder | 3 5% | 55 93% | 1 2% |
| 1st Grade | 8 21% | 29 74% | 2 5% |
| 2nd Grade | 2 4% | 43 77% | 11 20% |
| 3rd Grade | 1 2% | 44 81% | 9 17% |
| 4th Grade | 4 7% | 52 87% | 4 7% |
| 5th Grade | 0 0% | 33 82% | 7 18% |

10. How would you rate your general comfort level in helping your children with their homework?




| | | | |
|------------------------------|---|-----|------|
| Very comfortable |  | 124 | 58% |
| Most of the time comfortable |  | 78 | 36% |
| More often uncomfortable |  | 6 | 3% |
| I'd rather go to the dentist | | 1 | 0% |
| Other, please specify |  | 5 | 2% |
| Total | | 214 | 100% |

11. I feel my child receives a well-rounded, solid academic education at Gladstone





| | | | |
|--|--|--|--|
| | | | |
|--|--|--|--|

| | | | |
|-------------------|---|-----|------|
| Strongly agree |  | 133 | 62% |
| Agree |  | 67 | 31% |
| Not sure |  | 10 | 5% |
| Disagree |  | 4 | 2% |
| Strongly disagree | | 1 | 0% |
| Total | | 215 | 100% |





12. How familiar are you with the State Content Standards for your child's grade level (Language Arts, Math, Science, Social Studies)?

| | | | |
|-------------------|---|-----|------|
| Very familiar |  | 61 | 29% |
| Somewhat familiar |  | 128 | 60% |
| Not familiar |  | 25 | 12% |
| Total | | 214 | 100% |



13. I feel my child is safe at Gladstone Elementary.


| | | | |
|-------------------|---|-----|------|
| Strongly agree |  | 101 | 47% |
| Agree |  | 98 | 46% |
| Don't know |  | 10 | 5% |
| Disagree |  | 5 | 2% |
| Strongly Disagree | | 0 | 0% |
| Total | | 214 | 100% |

14. I feel student discipline and behavior expectations are being handled well at the school.






| | | | |
|-------------------|---|-----|------|
| Strongly agree |  | 100 | 47% |
| Agree |  | 92 | 43% |
| Don't know |  | 12 | 6% |
| Disagree |  | 9 | 4% |
| Strongly disagree | | 1 | 0% |
| Total | | 214 | 100% |

15. I feel that Gladstone staff and teachers nurture the emotional needs of my child.

| | | | |
|----------------|---|----|-----|
| Strongly agree |  | 93 | 43% |
| Agree |  | 91 | 42% |
| Somewhat agree |  | 29 | 13% |
| Disagree | | 2 | 1% |

| | | | |
|-------------------|---|-----|------|
| Strongly disagree |  | 0 | 0% |
| Total | | 215 | 100% |


16. Which of the following best describes your feelings about the Gladstone campus? (Check all the apply)

| | | | |
|---|---|----|-----|
| Leave the school grounds as they are and monitor visitors |  | 97 | 46% |
| Build a fence across the front of the school |  | 29 | 14% |
| Build a fence dividing the park and playground |  | 82 | 39% |
| Build a fence around the school |  | 54 | 26% |
| Other, please specify |  | 16 | 8% |





17. I am comfortable with how money raised from fund raising activities is allocated at the school.

| | | | |
|-------------------|---|-----|------|
| Strongly agree |  | 69 | 32% |
| Agree |  | 101 | 47% |
| Don't Know |  | 40 | 19% |
| Disagree |  | 5 | 2% |
| Strongly disagree | | 0 | 0% |
| Total | | 215 | 100% |






18. Do you have access to the Internet at home or work?

| | | | |
|-------|--|-----|------|
| Yes |  | 210 | 99% |
| No |  | 2 | 1% |
| Total | | 212 | 100% |







19. How frequently do you check information on the Gladstone Website?

| | | | |
|-----------------|---|-----|------|
| Daily |  | 7 | 3% |
| Weekly |  | 44 | 21% |
| Once in a while |  | 136 | 64% |
| Never |  | 27 | 13% |
| Total | | 214 | 100% |






20. How frequently do you check your email?

| | | | |
|-------------------------------------|---|-----|------|
| Continual access throughout the day |  | 85 | 40% |
| 3-5 times a day |  | 21 | 10% |
| 1-2 times a day |  | 66 | 31% |
| Hit and miss days |  | 38 | 18% |
| I don't use email |  | 3 | 1% |
| Total | | 213 | 100% |



21. What would be a workable time for you to attend a parent workshop or parent meeting? (Check all that apply)










| | | | |
|---|---|-----|-----|
| Evenings around 6:00 pm |  | 135 | 64% |
| Right after school is dismissed |  | 31 | 15% |
| During the school day while kids are in class |  | 43 | 20% |
| Saturday morning |  | 36 | 17% |
| On PTA family nights at school |  | 20 | 9% |
| Other, please specify |  | 15 | 7% |

22. Would the availability of babysitting services make a difference of whether you would attend a parent workshop or meeting?

| | | | |
|-----------------------|---|-----|------|
| Yes, absolutely |  | 88 | 42% |
| Maybe |  | 51 | 24% |
| Probably not |  | 16 | 8% |
| No |  | 53 | 25% |
| Other, please specify |  | 4 | 2% |
| Total | | 212 | 100% |

23. Which workshop topics would you be interested in attending? (Check all that apply)

| | | | |
|------------------------------------|---|----|-----|
| WebGrader to access student grades |  | 57 | 30% |
| Helping my child with homework |  | 92 | 48% |

| | | | |
|---|---|-----|-----|
| Strategies for handling discipline |  | 68 | 36% |
| Internet safety |  | 66 | 35% |
| Nutrition |  | 45 | 24% |
| Helping my child with testing strategies |  | 110 | 58% |
| Stress management |  | 59 | 31% |
| Preparing for middle school |  | 105 | 55% |
| Recognizing signs of trouble in your child's behavior |  | 84 | 44% |
| Helping kids stay safe in neighborhoods |  | 69 | 36% |
| Other, please specify |  | 6 | 3% |

[Products & Services](#) | [About Us](#) | [Support/Help](#) | [Zoomerang Forums](#)

© 2008 Copyright MarketTools Inc. All Rights Reserved. | [Privacy Policy](#) | [Terms Of Use](#)